



Drawing, Drafting and Design



Welcome back to Alvin. This is our brand new catalog, full of the classic tools you are familiar with. Our renewed line is a wonderfully curated collection of our best sellers and greatest hits. This is a fresh look at our recognizable family of brands, from cutting mats to student scales and tracing paper to templates. We are refocused on the top ten categories of the drafting aisle.

Since Alvin Shoham founded the company in 1950, Alvin has been the name brand in drafting, drawing and design. It has been a staple in every college classroom teaching the principles of drawing and design. Professionals have used Alvin brand tools in the design of everything from the NASA space programs to the Ford Mustang. That is where our heritage comes from, Alvin helped design America.

Our products have also been adopted over the years by many different arts and professions. From painters, to scientists, to a Zoo design firm. The new and innovative ways our tools can be used, seems to be limitless.

In 2020 a new chapter began with Alvin being acquired from the Shoham family by Ascendant. As the new stewards of Alvin we understand the responsibility to the legacy, and we are excited to be builders of the bridge to future Alvin users. We can't wait to showcase the ways our tools are being used to help people create. We also won't forget Al Shoham's promise to the customer of, *"quality at a fair price"*.

-Ascendant

Below is a timeline of the Alvin logos through the years starting at our first catalog. Even though some things change, some things remain the same. Like ALVIN.





Drafting Instruments	p.04
Drafting Surfaces	p.13
Ruling, Measuring	p.15
Templates	p.23
Lead Holders, Mechanical Pencils	p.29
Sharpeners, Erasers	p.31
Technical Papers	p.32
Adhesives	p.36
Cutting Mats	p.39
Storage	p.42



N° 201
Introductory 6"
Bow Compass

Features smooth center wheel adjustment, matte silver zinc legs, and durable fiberglass head and leg parts. Includes an extra needle point for use as a divider and two extra lead points in a storage tube. Creates circles 1/8" to 12" in diameter.



N° 203
Introductory 6"
Bow Compass w/
Universal Adapter

Same as No. 201, but with double break-leg design and also includes a universal adapter to hold pencils, fine line markers, cutting knives, and many other tools.



N° 494
5" Bow Compass/
Divider

All metal compass features extra pivot point for use as a divider. Creates circles up to 8" in diameter. Includes replacement needle and lead. Assorted colors, no choice.




N° 504
6" Basic Bow
Pencil Compass/
Divider



Designed with a fiberglass ringhead and pivot design for smooth, firm adjustment. Accurate center wheel adjusts quickly and easily for circles up to 10" in diameter. Built-in spindle stop prevents overextension. Supplied with extra lead, needle point, and T-bolt. Matte nickel finish resists stains and tarnishing.

N° 505
6" Basic Bow
Combo Compass



Same quality and performance features as No. 504, with the added feature of a split leg design that accepts interchangeable pen, pencil, and divider parts. Slip handle for spare ruling pen. Extra lead, needle point, and bolt.

N° 505V
6" Basic Bow
Combo Compass



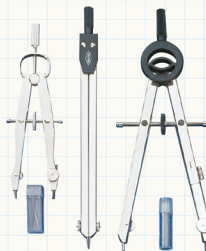
Same as No. 505, but equipped with beam bar extension for circles up to 20" in diameter.

N° 608K
Compact Drawing
Set



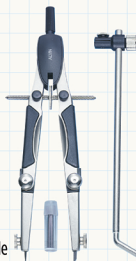
Set includes 6" bow pencil compass/divider and 6" friction divider with replaceable needle points. Capped spindle prevents over-extension. Creates circles up to 9" in diameter.

N° 795B
Basic-Bow Standard
Drawing Set



Set includes 6" and 4 1/2" pencil compass/dividers and 6" friction divider with self centering gearhead design and replaceable needle points.

N° 302VJ
6 1/2" Speed-Bow
Intro Compass
w/ Beam Bar



Smooth-action rapid adjustment, durable zinc construction, and black fiberglass crown and reinforcements. Features double knee joints for parallel leg positioning and precise drawing of large radii. Creates circles up to 12" in diameter includes a beam bar extension for drawing circles up to 22" in diameter.

N° 604
Traditional 6"
Master Bow Compass



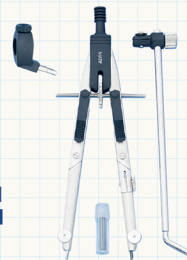
Smooth, center wheel adjustment and matte nickel finish. Capped spindle prevents over extension. Includes extra needle and leads. Creates circles from 1/8" to 1 1/2" in diameter.

N° 205V
6" Professional
Speed Bow Compass
w/ Beam Bar



Made from zinc alloy with a matte chrome finish. Sturdy push button mechanism allows for quick adjustments, while spindle is used for finite adjustments. Features a double break leg for precise execution of circles up to 12" diameter. Includes leads, beam bar and pen adapter for circles up to 18" in diameter.


N° 975VK
6" Professional
Jet-Bow Speed
Compass



With gearhead construction and double break leg design. Extension beam bar allows circles up to 20" in diameter. Features technical pen adapter and parts tube.

N° 560
5½" Economy
Divider

Friction divider with fixed needle points. Durable matte nickel finish for student use.



N° 660
6" Academic
Divider

Friction divider with self-centering gearhead design with replaceable needle points.



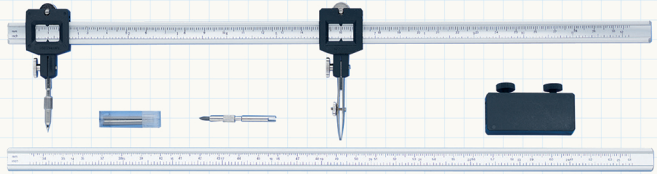
N° 958
Professional 4½" Spring
Blade Ruling Pen

Ruling pens are precision ground, tapered, and finely honed to produce precise ruled lines with India ink and masking fluid. Hardened nickel-plated steel nib and a black plastic handle.



N° 929JS
Jet-Bow Beam Combination
Drawing Set


Set includes 6" speed compass with interchangeable pen, pencil, divider parts, and replaceable needle points. 4½" bow compass with interchangeable pen, pencil, and divider parts. 6" beam bar and slide coupling for circles up to 28" in diameter and 6" friction divider with self centering gear head and replaceable needle points. Set also includes mechanical lead holder, slip handle for spare ruling pen, lead pointer, and screwdriver. Comes in a hard plastic travel case.



961X

N° 961X
Graduated Beam Compass


Includes two 13" graduated beam bars and one coupling to accommodate circles up to 48" in diameter. Inch and metric graduations. Spring-loaded thumbwheel on the top of each slide assembly allows for smooth and precise adjustments. Comes complete with interchangeable ruling pen, pencil, and divider legs. Includes spare leads and needlepoint. Packaged in a protective case.



961B

N° 961B
Beam Compass

Includes two 13" ungraduated beam bars and one coupling to accommodate circles up to 48" in diameter. Spring-loaded thumb wheel on the top of each slide assembly allows for smooth and precise adjustments. Comes complete with interchangeable ruling pen, pencil, and divider legs. Includes spare leads and needlepoint. Packaged in a protective case.



3
Sizes

Nº LX708K - 8"


Nº LX710K - 10"

Nº LX712K - 12"

Computing Tri-Scale Adjustable Triangles

Rise and slope graduations, inking edges on all three sides. Hot-stamped graduations. Thumbscrew locks triangle securely at desired angle. 0.12" thick, light blue, optically clear acrylic. Detailed instructions included.

Graduations in rise, slope and degrees



Nº 108C - 8"

Nº 110C - 10"

Nº 120C - 12"

Nº 108CB - 8"

Nº 110CB - 10"

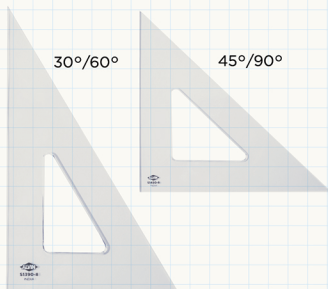
Nº 120CB - 12"

With
inking
edge

Tru-Angle Adjustable Triangles

Provides the features of a 45°/90° adjustable triangle plus those of a protractor. Angles from 0° to 90° can be drawn from the baseline with 1/2° accuracy. Die-engraved graduations for high visibility. The aluminum thumbscrew securely holds the selected angle and allows quick pickup and manipulation. Made of high impact acrylic that is 0.100" thick and optically clear to eliminate parallax and allow close pencil tolerance.

Comes with nylon storage case



30°/60°

45°/90°

Nº S1390-4 4"

Nº S1390-6 6"

Nº S1390-8 8"

Nº S1390-10 10"

Nº S1390-12 12"

Nº S1450-4 4"

Nº S1450-6 6"

Nº S1450-8 8"

Nº S1450-10 10"

Nº S1450-12 12"

Triangle Scholastic

Economical drafting tool features professional-quality, molded 0.08" polystyrene, and built-in finger lifts to make handling easier. Great student model.

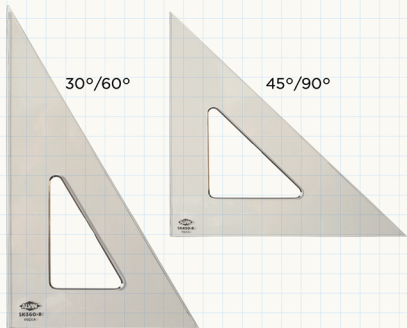
2 Piece Set

Nº AS680
6" & 8"

Nº AS810
8" & 10"

Nº AS1012
10" & 12"

Two piece set includes (1) 45°/90° smaller and (1) 30°/60° larger triangle.



30°/60°

N° SK360-4	4''
N° SK360-6	6''
N° SK360-8	8''
N° SK360-10	10''
N° SK360-12	12''
N° SK360-14	14''

45°/90°

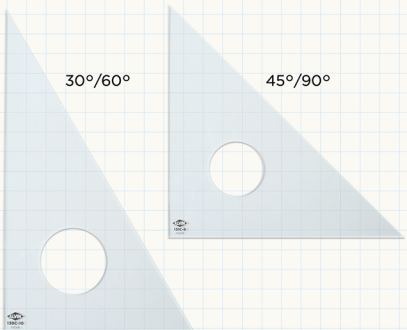
N° SK450-4	4''
N° SK450-6	6''
N° SK450-8	8''
N° SK450-10	10''
N° SK450-12	12''

Double
inking
edge



Smoke-Tint Triangle w/ Double Inking Edge

These triangles are made of molded 0.10" thick polystyrene and feature a transparent non-glare smoke tint for easy visibility. Edges are double-beveled with handy fingerlifts for quick placement and removal.

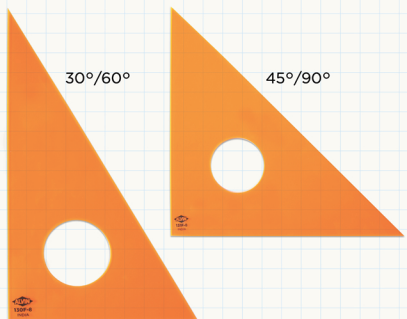


30°/60° Clear

N° 130C-4	4''
N° 130C-6	6''
N° 130C-8	8''
N° 130C-10	10''
N° 130C-12	12''
N° 130C-14	14''
N° 130C-16	16''
N° 130C-18	18''
N° 130C-24	24''

45°/90° Clear

N° 131C-4	4''
N° 131C-6	6''
N° 131C-8	8''
N° 131C-10	10''
N° 131C-12	12''
N° 131C-14	14''
N° 131C-16	16''
N° 131C-18	18''
N° 131C-24	24''



30°/60° Fluorescent

N° 130F-4	4''
N° 130F-6	6''
N° 130F-8	8''
N° 130F-10	10''
N° 130F-12	12''
N° 130F-14	14''

45°/90° Fluorescent

N° 131F-4	4''
N° 131F-6	6''
N° 131F-8	8''
N° 131F-10	10''
N° 131F-12	12''
N° 131F-14	14''

Professional Acrylic Triangles

Will not discolor or warp with age and handling. The machined finish and hand-polished edges of the C Series (clear) and F Series (fluorescent) meet or exceed government specifications. The F Series is extremely popular because the refracted light has an illuminating effect on the drawing by accentuating the triangle's edge. All models feature a double-taper cutout center for quick, easy lifting from any angle.



FC3371

FC3401

FC3381

FC3411

FC3431

FC3391

FC3361

FC3421

- N° FC3361 5¼"
 N° FC3371 6½"
 N° FC3381 6½"
 N° FC3391 8"
 N° FC3401 8½"
 N° FC3411 10¼"
 N° FC3421 12½"
 N° FC3431 10¼"

Double
inking
edge



Single French Curves

Popular curves molded of smoke gray-tinted 0.08" thick polystyrene with double inking edges. The perfect tool for connecting irregular segments and curves. The analog bezier curve tool!

FC44


N° FC44 Set of 4

N° FC88 Set of 8

French Curves Sets

The FC44 contains FC3361, FC3381, FC3421 & FC3431. Comes in a plastic envelope for storage.


FC88 comes with all 8 curves pictured on the right. Curves made of 0.08" thick polystyrene with double inking edges.



N° FC33

3-Piece French Curve Set

Curves molded of green-tinted 0.09" thick polystyrene. Convenient, reusable storage envelope. Sizes 5½", 6½", and 12½".



N° SC66A

Ship Curve Set

Set of 5 ship curves fabricated from clear acrylic with smooth edges. Sizes include 6¾", 12¾", 13", 15½", 24", 24". Plastic thickness is 0.08".

FROM THE 1979 ALVIN CATALOG



NO. FC44
 "TOPAZ" FRENCH CURVE
 KIT DISPLAY
 Contains 12 "TOPAZ" polystyrene pre-
 bent double inking curve sets for FC44,
 with three standard design curves and
 one portable curve. All pieces have
 double inking edges. Packaging
 is suitable for retail or institutional use.
 15½" W x 17½" H x 8" D



NO. FC88
 FRENCH CURVE KIT DISPLAY
 Contains 12 green-tinted polystyrene
 double inking curves for FC88, including
 three curves in plastic low-profile
 grip.
 15½" W x 17½" H x 8" D



End view of inking edge



- N° A1044-12 12"
- N° A1044-16 16"
- N° A1044-24 24"
- N° A1044-32 32"
- N° A1044-40 40"

5
sizes

Truflex II Flexible Curves

Lightweight aluminum core is easy to shape and holds any curve firmly for accurate drawings. Graduated in both English and metric. Inch graduations in 16ths and 32nds are color coded black for quick identification. Metric graduations in mm and cm are color coded red. Inking edges for pen and marker use and flat edges on both sides for pencil drawing.



- N° A1500-12 12"
- N° A1500-15 15"

Folding Parallel Rules

Transparent blades for easy reading with non-skid pads. Sturdy aluminum links provide the right amount of tension for drawing a line parallel to another line or reference point. Opens to 3" spacing between blades.



PEP-2



SH15




N° PEP-2 Rewire Kit

N° SH15 Hardware Kit

Straightedge Replacement Parts

Each kit has everything you need to replace all hardware or rewire a parallel straightedge.



- N° PA305 18", 20 ratios
- N° PA306 21", 25 ratios
- N° PA308 24", 30 ratios

Wood Pantographs

Create enlarged or reduced drawings up to 10x scale. Features arms made from seasoned hardwood and chromed steel hardware and components. Includes table clamp and four spare leads. Not designed for 1:1 ratio. 1/box.



- N° 1101-30 30"
- N° 1101-36 36"
- N° 1101-42 42"
- N° 1101-48 48"
- N° 1101-60 60"

Paral-Liner Mobile Parallel Straightedges



Rigid phenolic construction with a black satin finish. Mobile straightedge affords frictionless operation through the floating action of the nylon rollers mounted on the blade. The rollers retract at a touch, securing the blade for accurate drawing. Acrylic edges are elevated to prevent ink smears and steel ball-bearing pulleys provide smooth movement. Comes with all mounting hardware and instructions.



- N° 2201-30 36"
- N° 2201-42 42"
- N° 2201-48 48"
- N° 2201-60 60"

Paral-Liner Deluxe Mobile Parallel Straightedges

Deluxe version of the popular Paral-Liner, with a comfort grip bar to control straightedge movement. The aluminum surface resists corrosion, and provides a convenient pencil ledge. Floating roller movement allows you to move the straight-edge with minimal effort and then lock it in place.







Folding legs for angled positioning



Convenient fold away handle



Easy to adjust straightedge



Rubber tracks increase users work angle



Nº PXB24 18" x 24"

Nº PXB26 20" x 26"

Nº PXB31 23" x 31"

Nº PXB36 24" x 36"

Nº PXB42 30" x 42"

"The Original" PXB Portable Parallel Straightedge Boards

Professional-quality portable drawing and drafting board with built-in parallel straightedge for all kinds of creative and technical applications. Perfect for students and those who need an accurate drawing surface but don't have the space for a full-size drafting table. Fully assembled! Aluminum straightedge with soft, rubber edges for enhanced grip, comfort and control. Straightedge glides smoothly up and down the board while the cross-wire and pulley system underneath keeps it parallel in any position. Crystal clear acrylic blade is 0.12" thick and includes inking edges underneath to minimize smudging. Blade clearance is 3/16" for use with foam board, cutting mats, and more. Straightedge has brake mechanisms on each end for secure, positive locking in any location on the board. Large brake knobs include rubber grips for comfort. Straightedge has top-mounted adjustment knobs on each end for fine-tuning parallelism. Especially useful when reinserting a drawing on the board for additional work. Smooth, white Melamine surface for bump-free drawing. Particle board substrate is 0.63" thick for strength and durability. Folding metal legs are set at an angle to prevent accidental collapse and include rubber-dipped ends to prevent scratching. PXB21, 24 and 26 have 3" legs. PXB31, 36 and 42 have 5" legs. Boards can be used in the elevated or flat position. Rubber grip tracks underneath allow front of board to overhang a table edge up to 8". This increases the working angle and brings the drawing surface closer to the user. Compact, folding design for convenient transportation and storage. No assembly required. Ready to use. Drawing board is CARB compliant and all components are phthalate and lead-free.

Nº BX2N Bracket Kit

Nº PHXN Handle


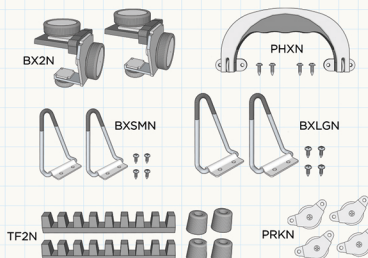
Nº BXSMN Leg Kit -24/26

Nº BXLGN Leg Kit -31/36/42

Nº TF2N Rubber Kit

Nº PRKN Pulley Kit

PXB Replacement Parts





- N° SB1516 15''x 16'' 1 clamp
 N° SB1819 18''x 19'' 1 clamp
 N° SB2326 23''x 26'' 2 clamps
 N° SB2838 28''x 38'' 2 clamps

Artist Sketch Board

Made of extra rigid 4mm tempered Masonite with cutout handle, smooth edges, and firm spring clips. Rubber band is included with each to hold paper and pads in place.



N° PW3

Weight Bag


Perfect for holding construction plans in place on job sites. Ideal for holding down papers, drawings, maps, patterns and artwork. Synthetic leather material with stitched seams for added durability. 1½ pound with ultra-fine sand filling.



N° VP2326

Sketch Board Value Pack


Pack comes with an SB2326 sketchboard and a nylon soft sided art portfolio for travel and storage.



- N° SPM20 20''x 26''
 N° SPM24 24''x 36''

Masonite Drawing Board

Boards are smooth on both sides and feature a convenient handle cut out. Use for drawing on the go, or to add stiffness to portfolios and large bags.



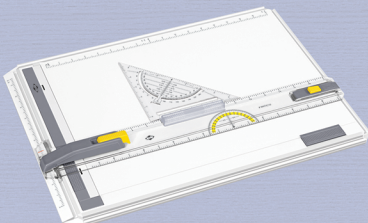
LB



- N° LB114 18''x 24''
 N° LB116 20''x 26''
 N° LB118 24''x 36''


Lightweight Drawing Board

Ultralight boards, unfinished wood veneer surfaces, aluminum side edges, honeycomb interior. Solid wood edges and center cross frame for strength and rigidity.






N° MATIC-10 Drawing Board Set

This unique drawing board has a stable ABS plastic surface for drawing. Overall size is 20" x 14.5". Parallel straightedge creates a magnetic clamp with an additional corner clamp for holding paper in place, which allows easy vertical motion. Triangle (45°/90°) also included. All markings are in inch graduations. Six rubber feet prevent any movement of the board. It comes packaged in an attractive black carry case with handle for easy movement from the office to the field.



Comes with bonus triangle




N° P466

N° A376

Protractor Semicircular 6"

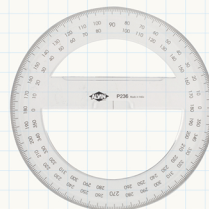
Made of clear .09" thick plastic featuring a center cutout finger lift and beveled edges. Black die-stamped graduations are divided into $1/2^\circ$ increments. A376 is solid.



N° P477

Protractor Semicircular 8"

Made of clear .09" thick plastic featuring a center cutout finger lift and beveled edges. Die-stamped graduations are divided into $1/2^\circ$ increments.



N° P234 4"

N° P236 6"

N° P263 8"

Protractors Circular

Made of clear .09" thick plastic. Features a full 360° of die-stamped graduations in $1/2^\circ$ increments and beveled edges. Center cutout for easy lifting.



N° 1121

Double Readout Plan Measure

Ideal for blueprints, map scaling, and drawing. Determines distances in miles or kilometers on maps and plans according to scales indicated on dial. Assures precision measurement forward or backward and follows curved lines. Precision metal gears are reset by revolution counter. Convenient handle for easy maneuverability. Two large, easy-to-read dials with unbreakable plastic faces. White dial graduated in inches and centimeters (36" = 92cm). Yellow dial graduated in 1/2", 1/4", 1/8", and 1/16" to the foot. Includes leather-like vinyl pouch for protection.



N° 306 6"



N° 312 12"

Rolling Parallel Rulers

A multi-purpose drawing tool made from high-impact plastic for students, artists, and designers. Graduated in both English and metric. Includes many useful formulas and conversion factors. Draw horizontal and vertical parallel lines with ease. Draw circles, curves, or arcs. Use the built-in protractor to draw angles. Blister-carded, instructions on back.




N° 295 10"



N° 296 14"

Professional Parallel Gliders

An easy-to-use instrument that combines the functions of a parallel straightedge, triangle, protractor, T-square, and compass in one. One of the most useful and convenient aids for drafting, drawing, and nautical applications. Smooth gliding action to easily make parallel lines without twisting or turning under accidental pressure. Features durable acrylic blade with printed graduations, through-holes at 1/2" increments for drawing circles, and a comfortable aluminum roller bar with non-skid rubber O-rings for a firm grip on any surface. Individually blister-carded with detailed instructions included.

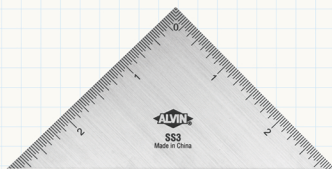


N° 1532

N° 1533

Stainless Steel Pocket Rules 6"

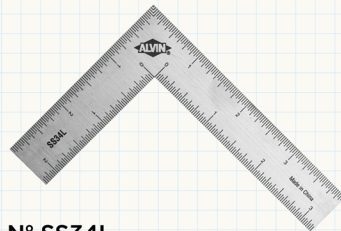
Etched graduations. Pocket clip doubles as a depth gauge. Convenient fraction/decimal equivalents on reverse side. Rules are 1/2" in width. 1532 is marked in 16ths, 32nds, 64ths. 1533 is marked in metrics 15mm and 32nds.



N° SS3

Stainless Steel Triangle 3"

Made of durable stainless steel with etched inch graduations. This 3" triangle is ideal for hobby, craft and travel.

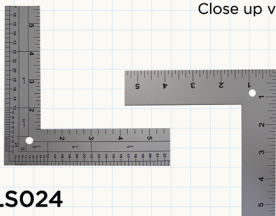


N° SS34L

Stainless Steel L Square 3" x 4"

Made of durable stainless steel with etched inch graduations. This 3"x4" L Square is great for hobby, craft, and travel.



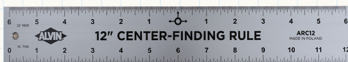


Close up view

N° LS024

Standard L-Square Aluminum 24" x 14"


Each arm is calibrated on two edges on one side and one edge on the reverse in 1/8, 1/24, 1/32, 1/2, 1/4 + 1/8ths, 16ths, 2/3rds, 6ths, and 12ths. 24" x 14"



- N° ARC12 12"
- N° ARC24 24"
- N° ARC36 36"
- N° ARC48 48"

Centering Rulers

Made from rigid and lightweight aluminum. Idea measuring aid for dividing and gauging layouts. Calibrated in 32nds and 16ths. Quickly find the center of anything by matching up the measurements on each side of zero. 1 3/4" wide.




- N° AST18 18"
- N° AST24 24"
- N° AST30 30"
- N° AST36 36"

Graduated T-Square Stainless Steel

1 1/2" stainless steel blade. Top edge graduations in inches with 1/32" divisions. Lower edge graduations in metric. Durable injection molded plastic head with inch and metric graduations.


FC024



N° FC024

Irregular Curve 24"

Calibrated in inches, easily read measurements are on one edge on each side of the curve. Great for measuring fabrics.



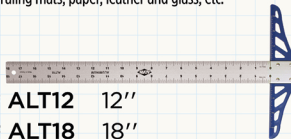
Close-up

- N° 1109-24 24"
- N° 1109-36 36"
- N° 1109-48 48"
- N° 1109-60 60"

End view

Straight Edge Stainless Steel

2" wide x .093 thick. Features include a beveled edge and hanging hole. Durable, with satin, non-glare finish. Used for cutting and ruling mats, paper, leather and glass, etc.



- N° ALT12 12"
- N° ALT18 18"
- N° ALT24 24"
- N° ALT30 30"
- N° ALT36 36"

Graduated T-Square Aluminum

Aluminum blade is 1 1/2" wide x 1.6mm thick with a high-impact ABS molded head. Graduated in 16ths on both sides. Head is 9" wide and graduated in 1/8ths. Precision made.


HC024



N° HC024

Hip Curve 24"


Calibrations are on one edge, and two sides. Perfect for fashion design, this tool to draw numerous contours of the human form.



- N° SST18 18"
- N° SST24 24"
- N° SST30 30"
- N° SST36 36"
- N° SST42 42"
- N° SST48 48"

Graduated T-Square Professional Stainless Steel


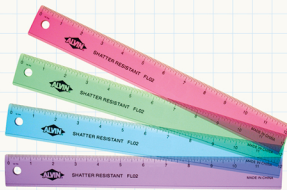

Features a 1 1/2" wide spring-tempered stainless steel blade and cast aluminum head, riveted. Graduations using durable UV-cured black ink calibrated in 8th and 16ths. Head is 11 1/2" wide and blade is 1.2mm thick. Precision made.



- N° C18 18"
- N° C24 24"
- N° C30 30"
- N° C36 36"

Transparent Edge T-Square

Selected hardwood blade for strength and straightness. Elevated, see-through acrylic edges for smudge-free line work. Smooth wood head attached with five screws squareness.




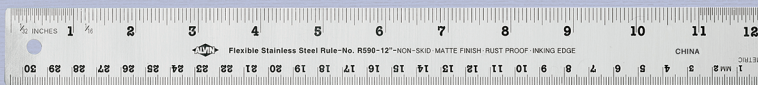
N° FL14 12"
N° FL14D Box of 28
Superflex Ruler Plastic

FL14D

This super pliable ruler is virtually indestructible. It can be twisted or bent and always returns to its original flat position. Ideal for measuring curved surfaces. Graduated in standard 16ths and metric mm. Assorted transparent colors, no choice. FL14D is a full box of 28 assorted colors.

- N° R590-6 6"
- N° R590-12 12"
- N° R590-15 15"
- N° R590-18 18"
- N° R590-24 24"
- N° R590-36 36"

Flexible Stainless Steel Rulers



Non skid cork backing

Made of stainless steel with a non-skid cork backing that won't slip on glass or polished surfaces. Flexible enough to permit measuring curved surfaces. Raised edges eliminate ink blots and smearing. Permanent acid etched graduations won't wear off. Graduated to 32nds, 16ths, and metric 1/4" wide.

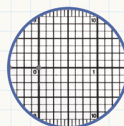


N° T40-12 12"
N° T40-18 18"
Ruler Acrylic

Scratch-resistant, super-clear acrylic with raised edge to prevent smearing. Scaled 1/16" on one edge, metric on opposite edge, blank spaces at ends for easier measuring, plumb line at each end.

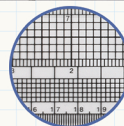
N° CSR18 18"
Graphic Arts Ruler


18" in length by 2" width by 3mm thickness. This graphic arts ruler is graduated in inches at both top and bottom and has a centering graduation. Small circle cutouts every 1/2".



N° G45 18"
Grid Scale Ruler

18" in length by 2" width by 3 mm thickness. This gridding scale is broken down in multiple segments and has zero centering marks. This rigid scale has grid marks 8x8 per inch.





MOUNTAIN

STEEL SHINGLES
SEAM ROOF

OAK SHINGLES

A Architect Scales


All architect scales have the following graduations unless otherwise noted:
3/32, 3/16, 1/8, 1/4, 1/2, 1, 3/8, 3/4, 1½,
3" to the foot; one edge to 16ths

E Engineer Scales

All engineer scales have the following graduations unless otherwise noted:
10, 20, 30, 40, 50, 60 parts to the inch

M Mechanical Scales

Mechanical scales have the following graduations: 1/8, 1/4, 1/2, 1" to the foot;
1/4, 3/8, 1/2, 3/4 size; 50ths and 16ths



- Nº 110P Architect
- Nº 110PC Architect (Carded)
- Nº 111P Engineer
- Nº 111PC Engineer (Carded)
- Nº 110PX Mechanical
- Nº 117PM Metric scales 1:20, 1:33⅓, 1:40, 1:50, 1:80, 1:100
- Nº 121PM Metric scales 1:100, 1:200, 1:250, 1:300, 1:400, 1:500

Nº 119PC Combo (English / metric)
scales 1:100 metric, 10 and 50 parts to the inch
¼, ½ size, 50ths and 32nds, full size

Nº 120PC Combo (English / metric)
scales 1:50, 1:100 metric, 50ths and 16ths full size
¼, ½ size, ⅓ and ¼ = 1 foot

110 Series Triangular Scales Student / Vocational

These 12" triangular scales are ideal for scholastic and vocational use. Satin finish, high-impact plastic with tapered edges. Sharp, easy-to-read graduations. All 100 series scales are white with black graduations and bulk packaged unless noted.




Color-coded furrows



- Nº 240P Architect
- Nº 241P Engineer
- Nº 245P Engineer 1:25
- Nº 247P Metric scales 1:20, 1:33⅓, 1:40, 1:50, 1:80, 1:100

240 Series Triangular Scales Professional

Professional-quality scales made from high-impact plastic with white, non-reflecting, matte faces and tapered edges. Machine-engraved graduations and color-coded furrows. Supplied in hard plastic case. 12".



Nº 30ATS Architect
Nº 31ATS Engineer


4" Mini Triangular Scale Aluminum

Professional pocket scale constructed of solid aluminum for light weight and durability. Features tapered edges and color-coded furrows. Comes in vinyl sheath.



Nº 610A Architect
Nº 610E Engineer
Nº P600C 1 of each(2pack)
6" Triangular Scale

Quality scales made from high-impact plastic with white, non-reflecting, matte faces and tapered edges. color-coded furrows.




Nº 669DZ
Scale Guard

Fits most standard triangular scales. A perfect handle for lifting and maneuvering scales. Assorted colors for easy scale I.D. Maintains scale orientation so graduations always face down.



12 pack of mixed colors




N° 240BP Architect

N° 241BP Engineer

240 Series Triangular Scale Professional / Black

Professional-quality scales made from high-impact plastic with black, non-reflecting, matte faces and tapered edges. Machine-engraved white graduations and color-coded furrows, 12".



N° 2200M-1 Architect

N° 2200M-2 Engineer

Solid Triangular Scales Aluminum

High-quality anodized aluminum scales have a large profile, solid core, and tapered edges. Printed black graduations, 12".



N° HC12A Architect

N° HC12E Engineer

Hollow 12" Triangular Scales Aluminum

Durable hollow scales made of extruded aluminum. Photo anodized calibrations. Lightweight for easy portability.



N° 260P 12" Architect divided $\frac{1}{8}"$, $\frac{1}{4}"$, $\frac{1}{2}"$, 1", $\frac{3}{8}"$, $\frac{3}{4}"$, 1 $\frac{1}{2}"$ and 3" to the foot

N° 261P 12" Engineer divided 10, 30, 40, and 50 parts to the inch: not double numbered

N° 266P 6" Architect divided $\frac{1}{8}"$, $\frac{1}{4}"$, $\frac{1}{2}"$, 1", 1 $\frac{1}{8}"$, 1 $\frac{1}{2}"$ and 3" to the foot

N° 267P 6" Engineer divided double numbered 10, 30, 40, and 50 parts to the inch


N° 269P 6" Engineer divided double numbered 10, 20, 30, 40, 50, and 60 parts to the inch

260 Series Flat Scales


Four-bevel white scales made of high-impact plastic with black printed graduations. Portable and easy to use.



Side view



front



back

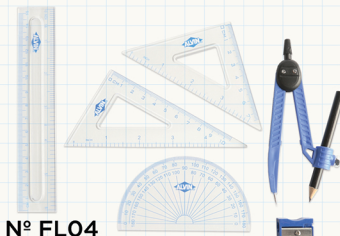
N° 310A 6" Architect divided $\frac{1}{8}"$, $\frac{1}{4}"$, $\frac{1}{2}"$, 1", $\frac{3}{8}"$, $\frac{3}{4}"$, 1 $\frac{1}{2}"$ and 3" to the foot

N° 311E 6" Engineer divided 10, and 50, 30 and 40 parts to the inch: not double numbered

310 Series Flat Pocket Scales

6" four bevel white scales made of high-impact plastic with printed graduations. Perfect fit when out in the field.


Side view

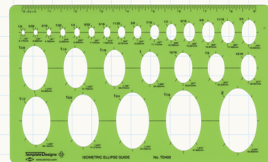



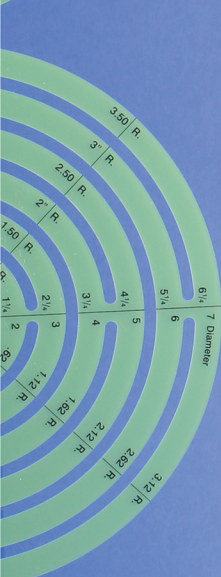

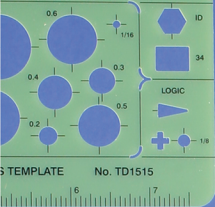


N° FLO4

8-Piece Geometry Set

Includes 6" ruler, 4" protractor, 3" 45°/90° triangle, 4" 30°/60° triangle, compass, pencil, pencil sharpener, and eraser, in a convenient, reusable hinged storage case.






N° TD400

Isometric Ellipse Guide

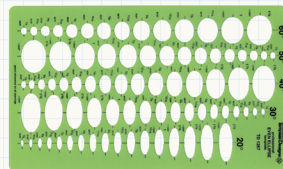
Contains 27 ellipses from 1/8" to 2". Size: 6" x 10" x .030".



N° TD3911-02

Large Isometric Ellipse Guide

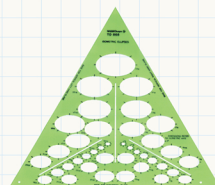
Contains 12 ellipses from 28" to 4". Size: 9s" x 19 3/4" x .020".



N° TD1267

Even Ellipse Master

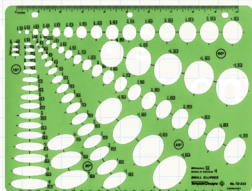
Contains 78 ellipses in five projections of 20, 30, 40, 50, and 60. Size range from 1/4" to 1 1/2". Size: 6 1/2" x 11" x .030".



N° TD868

Isometric Ellipses

Contains 39 ellipses from 1/8" to 1 1/4". Size: 11a" x 11a" x .025".



N° TD333

Small Ellipse Guide

Contains 79 ellipses in projections of 15, 30, 45, and 60, 15 from 3/16" to 1s", 30 from 1/8" to 1½", 45 from 1/8" to 1¼", and 60 from 1/8" to 1s". Size: 8½" x 11" x .030".



N° 3902-02

Ellipse Set Small Series

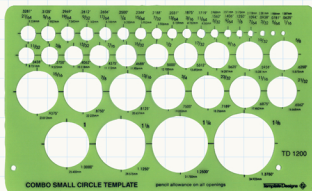
The small ellipse set features 15 templates from 10° through 80°. The range offers ellipses from 5/32" to 2", 26-29 cutouts. Set comes with plastic pouch.



N° 3902-03

Ellipse Set Large Series

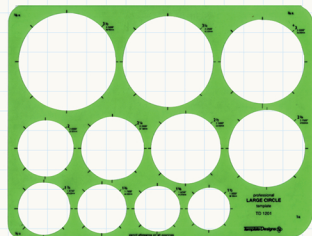
The large ellipse set features 15 templates from 10° through 80°. The range offers ellipses from 2½" to 4", 12 cutouts on each template. Set comes with plastic pouch.



N° TD1200

Small Circle Guide

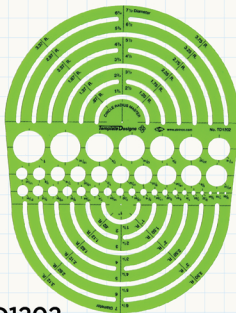
Contains 39 circles from ¼" to 1½". Size: 4¼" x 7¼" x .030".



N° TD1201

Large Circle Guide


Contains 11 large circles from 1½" to 3½". Size: 8½" x 11" x .030".



N° TD1202

Circle Radius Master

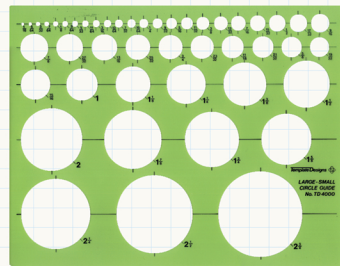
Contains 54 circle and radii cutouts for drawing circles from 3/64" to 7½" diameter. Size: 7½" x 10" x .030".



N° TD1204

Circle Master

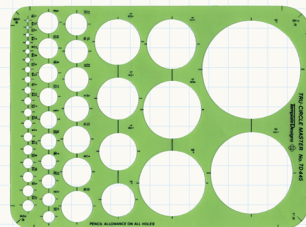
Contains 45 circles from 1/16" to 2¼". Size: 7¼" x 8¼" x .030".



N° TD4000

Large Circles

Contains 46 circles from 1/16" to 2¼". Size: 8½" x 11½" x .030".




N° TD445

Circle Master

Contains 42 circles from 1/32" to 2". Size: 5" x 8" x .030".

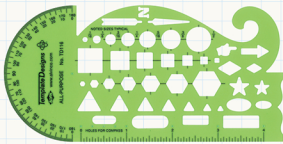
#1
seller



N° TD435

Senior Circle Guide

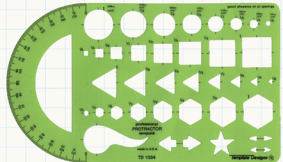
Contains 42 circles from 1/32" to 2". Size: 5" x 8" x .030".



N° TD116

All Purpose


Contains circles, squares, hexagons, triangles, ellipses, stars, rectangles, arrows, diamonds, 3" protractor, and French curve. Range from 1/16" to 1/2". Size: 3" x 9 1/2" x .030".



N° TD1034

General Purpose Protractor

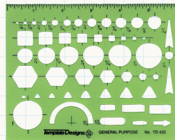
Contains circles, squares, triangles, hexagons, star, curve, arrow heads, and protractor. From 1/8" to 1". Size: 5 1/2" x 9 1/2" x .030".



N° TD421

All Purpose Pocket

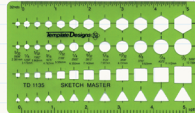
Contains circles, hexagons, triangles, squares, brackets, traffic, and mapping symbols. Size: 2 3/4" x 5 1/4" x .030".



N° TD422

General Purpose

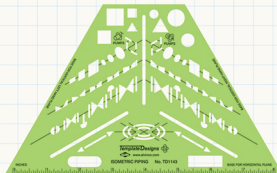
Contains circles, squares, hexagons, triangles, arrows, and rectangles. Size: 4" x 6 8" x .030".



N° TD1135

Sketch Master

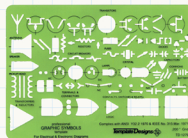
Contains hexagons, circles, squares, and triangles in 12 sizes. Size: 3 1/2" x 5 1/2" x .030".



N° TD1143

Isometric Piping

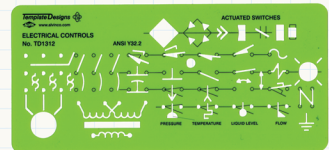

Contains valves, flanges, elbows, reducers, pumps, and caps. Size: 8 1/2" x 5 1/4" x .030".



N° TD1279

Electric / Electronic

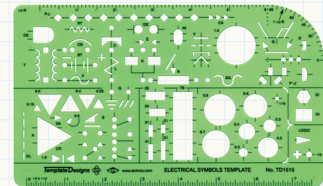
Contains electronic tubes, capacitors, circuit breakers, resistors, relays, switches, logic symbols, etc. Designed for .200" grid. Size: 5" x 7" x .030".



N° TD1312

Electrical Controls

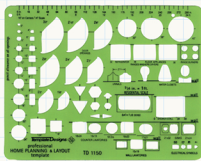
Contains standard symbols used in machinery and automation circuits. Size: 3 3/4" x 8" x .030".



N° TD1515

Electrical / Electronic


Contains standard symbols used for schematic diagrams. Size: 5 1/4" x 8 1/4" x .030".



N° TD1150

Home Planning & Layout


Contains lavatory and kitchen fixtures, and door swings.
Scale: $\frac{1}{4}" = 1'$. Size: $5\frac{1}{2}" \times 7" \times .030"$.



N° TD1151

Architects & Builders


Contains circles, rectangles, lavatory and kitchen fixtures, roof pitch index, tile layout, door swings, floor elevation indicator, and electrical symbols. Scale: $\frac{1}{4}" = 1'$. Size: $5\frac{1}{2}" \times 9\frac{1}{4}" \times .030"$.



N° TD1155

Home Furnishings

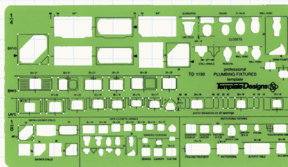
Contains dimensioned furniture for kitchen, dining room, bedroom, and living room. Scale: $\frac{1}{4}" = 1'$. Size: $5\frac{1}{4}" \times 10" \times .030"$.



N° TD1538

House Plan Fixtures

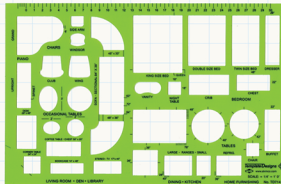
Contains door swings, kitchen and lavatory fixtures, ANSI symbols, circles, floor elevation indicator, and roof pitch index. Scale: $\frac{1}{4}" = 1'$. Size: $4\frac{1}{2}" \times 9\frac{1}{2}" \times .030"$.



N° TD1190

Plumbing Fixtures


Contains baths, shower stalls, lavatories, and sinks.
Scales: $\frac{1}{4}"$ and $\frac{1}{8}" = 1'$. Size: $5\frac{1}{4}" \times 9\frac{1}{4}" \times .030"$.



N° TD714

House Furnishings


Contains furniture pieces for living and dining rooms, den, library, bedroom, and kitchen. Scale: $\frac{1}{4}" = 1'$. Size: $5\frac{1}{2}" \times 8\frac{1}{2}" \times .030"$.



N° TD7161

Interior Design


Contains cabinets, appliances, beds, dressers, etc.
Scale: $\frac{1}{4}" = 1'$. Size: $8\frac{1}{2}" \times 11" \times .030"$.



N° TD1178

Landscape Design Professional


Contains various symbols for landscape design.
Scale: $\frac{1}{4}" = 1'$. Size: $7" \times 8\frac{1}{4}" \times .030"$.



N° TD5361

Landscape Design

Contains various symbols for landscape design.
Scale: $\frac{1}{4}" = 1'$. Size: $3\frac{1}{2}" \times 6" \times .030"$.



N° TD654

Survey & Civil Engineer

Contains various symbols for landscape design.
Scale: $\frac{1}{4}" = 1'$. Size: $3\frac{1}{2}" \times 6" \times .030"$.





N° LS44

Lettering Stencil Set of 4

Sizes: 1/4" (5mm), 3/8" (10mm), 3/4" (20mm), and 18" (30mm).



N° TD112 Standard

N° TD260V Modern Bold

Lettering Template

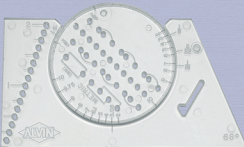
Contains upper and lower case letters. Character/size: 1/8", 3/16", 1/4". Size: 2" x 9 1/2" x .040".



N° TD1119

Lettering Aid

Clear matte impact modified acrylic. Contains slots for letter sizes 1/8", 5/32", 3/16", and 1/4". Size: 3 1/8" x 6 1/4" x .060".



N° AL666

Lettering Guide & Rule

A unique instrument combining a rotating disk with an indexed rim for adjusting letter height or establishing cross-hatch marks. English + metric line spacing. Size: 3 1/4" x 2 3/8" h.





N° B/2

"Scott" Lead Holder

Transparent plastic barrel features a pocket clip and spring-loaded lead release. Four-way vise-grip jaw holds 2mm lead securely. Supplied with one lead. Blister-carded.



N° DR03 0.3mm

N° DR05 0.5mm

N° DR07 0.7mm

Draft-Tec Mechanical Pencil

High-quality mechanical pencils that feature a unique retractable point system. Other features include push button lead advance, plastic barrel with rubberized non-slip finger grip, and a 4mm long stainless steel lead sleeve that supports the lead and provides drawing accuracy even with thick straightedges. Built-in eraser under cap. Blue barrel.



N° ULP4

Universal Pencil Lengthener

When a favorite pencil gets too short, simply insert it into the pencil lengthener and continue writing or drawing. Nickel-plated ferrule has a sliding ring to hold the pencil securely. Comfortable, smooth wood barrel. Fits most standard wood pencils. Blister-carded.



N° DA

Tech DA Lead Holder

Features a four-way vise-grip jaw that holds 2mm lead securely. Rugged plastic barrel with knurled finger grip and pocket clip houses a spring-loaded lead release. Supplied with one lead. Blister-carded.


Returning this Fall 2022



N° DM

Draft/Matic Mechanical Pencil

Designed for professionals, these auto-feed pencils feature knurled stainless steel finger grips, rotating lead degree windows, and cushion points for comfortable writing control and minimal lead breakage. The 4mm long stainless steel lead sleeve supports the lead and provides drawing accuracy even with thick straightedges. Built-in eraser under cap.



N° APL3

Pencil Lengtheners (3 pack)

This handy tool provides balance and control when pencils get too short, saving money by extending the usable life of expensive pencils. Fits most round and hexagonal standard pencils. Made of anodized aluminum. Available in a blister-carded pack of three, assorted colors, no choice.



N° MC5

Pro-Matic Metal Lead Holder

Precision 2mm lead holder with four-way vise grip jaw and spring-loaded lead release. The rugged metal barrel has a knurled finger grip and a rotating lead degree window. Supplied with one lead. Blister-carded.



N° EP17

Desktop Lead Pointer

Compact lead pointer makes smooth, precise points. Features four interchangeable collars to accommodate lead holders of various diameters, an extra-large dust receptacle, three point cleaning pads, and built-in storage for spare collars and pads. Two point gauges in the turret measure lead extension for blunt or sharp points. Clamp to fit tables up to 2" thick included.



N° ALP41

N° ALP41D

Rotary Lead Pointer

This small 2 3/4" high rotary lead pointer is made of durable, plastic with removable top for easy cleaning of fillings. Features two lead point options and tempered steel cutting blades. Two replacement point cleaning pads included. ALP41D display features 10 pointers.





N° DX25

DUX Glass Inkwell Sharpener

An all-purpose wood case pencil sharpener with glass shavings receptacle that has the look of years past. Portable, convenient. Charcoal black color.




N° DX25D

DUX Glass Inkwell Sharpeners Display Assortment

Size: 7¼" w x 2¼" h x 4½" d. Contents: 10 pieces of DX25 in mixed colors of red, green and blue.

12
pack



N° 3435

Sandpaper Pointer

Repoints tortillions, blending stumps, pencils, leads, charcoal, and crayons by hand. Use to deburr mats after cutting.

12 sheets of sandpaper mounted on a wooden handle. 12-pack.



No 2340 Mini Dusting Brush

Comfortable, curved, 10" finished hardwood handle brush that holds sterilized mixed horsehair in a single row of tufts to provide a stiff brushing action.



No 2341 Traditional Dusting Brush

Constructed of soft, sterilized 100% horsehair, wax-set in a tough, durable, 14 1/2" finished hardwood handle. A traditional design preferred by professionals and artists.



No 2342 Curved Dusting Brush

Comfortable, curved, 15 1/2" finished hardwood handle brush that holds sterilized mixed horsehair in a single row of tufts to provide a stiff brushing action.




No 1060AE Triangle Pencil Eraser

Contents 15 white triangular erasers. Made of a flexible plastic that is phthalate, PVC and latex free.



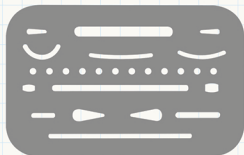
No 1410AE White Vinyl Pencil Erasers

Contents: 20 phthalate and latex-free erasers, PVC material is non-abrasive and self-cleaning, with sleeve, 2 1/4" x 7/8" x 1/2"



No 1450AE Jumbo White Vinyl Pencil Erasers

Contents: 12 phthalate, PVC, and latex free erasers, vinyl with protective sleeve, perfect for graphite and ink. 3" x 1 1/2" x 5/8"



No 3298 Eraser Shield Stainless Steel

Made of high quality .005" flexible stainless steel with 26 precision tooled apertures. For precise and controlled erasing. Polished finish resists tarnishing.



1238




1248

No 1238 1 1/2 oz. pad

No 1248 3 1/2 oz. pad Drafting Dry Cleaning Pads

Pad gently removes mistakes, smudges, and smears from artwork, mat boards, or drawing boards. Will clean up drawing tools. Pad contains finely powdered gum eraser in a soft fabric cover. Never needs washing. Individually boxed.





- N° 1242-1** 8½" x 11" | 30 sheets
N° 1242-5 8½" x 11" | 100 sheets
N° 1242-2 11" x 17" | 30 sheets
N° 1242-6 11" x 17" | 100 sheets

Isometric Grid Paper


20 lb. basis, acid-free, versatile layout bond, printed with a non-reproducible blue grid on one side. Smooth, opaque surface suitable for pencil, ink, or laser plotters. Ideal for mechanical drawing or design needs. Sharp, dense image stands out on bright white background. Isometric grid of evenly spaced lines at 30°, 90°, and 120°, for drawing 3-dimensional objects rotated at 45°. Laser, copier, and inkjet compatible.



- N° 1432-1** 8½" x 11" | 50 sheets
N° 1432-6 11" x 17" | 50 sheets
N° 1432-11 17" x 22" | 50 sheets

Quadrule Paper 4 x 4 Grid


20 lb. basis, acid-free, versatile layout bond, printed with a non-reproducible blue grid on one side. Smooth opaque surface, suitable for pencil or ink with good erasing qualities. Laser, copier, and inkjet compatible. Commonly used by draftsmen, architects, and engineers for plotting graphs, drawing diagrams, statistical data, etc.



- N° 6855/P1** 8½" x 11" | 50 sheets
N° 6855 /P3 17" x 22" | 50 sheets


Vellum Tracing Paper

Medium weight 16 lb. basis vellum paper manufactured from 100% new cotton rag fibers with a non-fading blue-white tint. Finely grained surface that is excellent for pencil and pen receptivity. Leaves no ghosts, smudges, or smears when erasing. High tensile strength prevents tears and is treated to resist aging and yellowing over time.




- N° 1422-2** 8½" x 11" | 50 sheets
N° 1422-7 11" x 17" | 50 sheets
N° 1422-12 17" x 22" | 50 sheets
N° 1422-1 7" x 5" | 10 sheets

Cross Section Paper 4 x 4 Grid



- N° 1422-4** 8½" x 11" | 50 sheets
N° 1422-9 11" x 17" | 50 sheets
N° 1422-14 17" x 22" | 50 sheets


Cross Section Paper 8 x 8 Grid



- N° 1422-5** 8½" x 11" | 50 sheets
N° 1422-10 11" x 17" | 50 sheets
N° 1422-15 17" x 22" | 50 sheets

Cross Section Paper 10 x 10 Grid

The Alvin line of Cross Section papers are available in 3 grid configurations. The paper is a 20 lb. basis, acid-free, versatile layout bond, printed with a non-reproducible blue grid on one side with inch squares accentuated. Smooth, opaque surface suitable for pencil or ink. Laser, copier, and inkjet compatible. Used by draftsmen, architects, and engineers for drawing diagrams.



Nº 6855-B1 8½" x 11" | 100 sheets

Nº 6855-B3 11" x 17" | 100 sheets

Nº 6844-B5 11" x 22" | 100 sheets

Nº 6855-B8 24" x 36" | 100 sheets

Title Block Vellum Paper

Medium weight 16 lb. basis vellum paper manufactured from 100% new cotton rag fibers with a non-fading blue-white tint. Features pre-printed title block and border. Finely grained surface that is excellent for pencil and pen receptivity. Leaves no ghosts, smudges, or smears when erasing. High tensile strength prevents tears.



Nº SM3W-1 8½" x 11" | single matte (25 pk)

Nº SM3W-4 11" x 17" | single matte (25 pk)

Nº SM3W-7 18" x 24" | single matte (25 pk)

Nº SM3W-9 24" x 36" | single matte (25 pk)


Nº DM3W-1 8½" x 11" | double matte (25 pk)

Nº DM3W-4 11" x 17" | double matte (25 pk)

Nº DM3W-9 24" x 36" | double matte (25 pk)

Polyester Drafting Films


Anti-static and chemically matted for pencil and ink applications. This paper will not tear, cut, stain, become brittle, or discolor with age. Excellent erasability for both ink and film lead with high translucence. 0.003" thick.





Classic Alvin Tracing Paper

Exceptional qualities for detail or rough sketch work. Accepts pencil, ink, charcoal, as well as felt tip markers without bleed through. High transparency permits several overlays while retaining legibility. Our durable white rolls are crafted from a 8 pound 92 bond paper with a 1" kraft paper core. The yellow rolls are 7 pounds for better transparency and a lower reflection rating. One of our best selling lines for close to 60 years.



20

yards

N° 55W-A 12"
N° 55W-B 14"
N° 55W-C 18"
N° 55W-D 24"
N° 55W-F 36"

Tracing Paper Rolls
White / 20 yards

50

yards

N° 55W-M 6"
N° 55W-G 12"
N° 55W-H 14"
N° 55W-I 18"
N° 55W-J 24"
N° 55W-L 36"

Tracing Paper Rolls
White / 50 yards

50

yards

N° 55Y-G 12"
N° 55Y-H 14"
N° 55Y-I 18"
N° 55Y-J 24"

Tracing Paper Rolls
Yellow / 50 yards




N° 6811/P1 8 1/2" x 11" | 50 sheets
N° 6811 /P3 17" x 22" | 50 sheets

Traceprint Tracing Paper

Natural white, 17 pound paper treated with permanent synthetic resins for high transparency. Paper will not yellow and the resins will not bleed to other papers. Slightly grained surface is suitable for ink, pencil, crayon, or watercolors, has excellent fold and tear strength. Diazo reproductions and clear photocopies on all standard machines.







N° 2300 $\frac{3}{4}$ " 10 yards


N° 2300-A $\frac{1}{2}$ " 60 yards

N° 2300-B $\frac{3}{4}$ " 60 yards

N° 2300-C 1" 60 yards

Drafting Tapes

Smooth, low tack surface that allows T-squares and triangles to glide over drawings without hanging up. When removed, it leaves no stain, no sticky particles, no abraded surface. 10-yard rolls are boxed, 60-yard rolls are shrink-wrapped.



N° 25

Heavy-Duty Tape Dispenser

A heavy-duty weighted tape dispenser of classic design. Made of high impact-resistant plastic. For use with tape up to $\frac{3}{4}$ " wide, both in 1" and 3" core size.



N° 1330AE

Rubber Cement Pick-Up

For easy removal of excess rubber cement from small areas. 2" x 2" x $\frac{3}{8}$ " size. Poly-bagged with header.



N° 2500-A 1/2" 60 yards

N° 2500-B 3/4" 60 yards

N° 2500-C 1" 60 yards

Artist's Tapes

Easy-to-use, white, pressure-sensitive paper tape is ideal for masking errors and making corrections in either ink or pencil and on just about any surface including artwork, photographic negatives, drafting papers, and design boards. Removes cleanly from most surfaces. Leaves no shadow when photocopied. Bright white and pH neutral and acid-free.



N° 2400-C 1" 25 feet

N° 2400 1/2" 36 yards

N° 2400-A 3/4" 36 yards

N° 2400-B 1" 36 yards

Double-Sided Tapes

Two adhesive surfaces that hold firmly to any smooth surface and release at a touch. Can be used instead of liquid glue for temporary mounting. Ideal for mounting repro films where lack of space precludes use of normal adhesive tapes. 1" width is recommended for attaching VYCO board covers. 25 feet rolls are boxed and 36-yard rolls are shrink-wrapped.



N° 2400C

Double-Sided Tape Display

This attractive display holds 24 boxes of the 2400-C Double-Sided Tape. Size: 10" w x 9 1/2" h x 7 1/4".



N° DM123

ALVIN Drafting Dots

Holds drawings, artwork and blueprints in place. These low-tac adhesive circles won't leave behind any residue on your work. Contains 500 drafting dots, each 7/8" in diameter. Supplied in a convenient pull tab dispenser.



Actual size



Box feeds the dots



N° DM123D

ALVIN Drafting Dots Display


This attractive display holds 12 boxes of the DM123 Drafting Dots. Size: 10" w x 9" h x 7".





ALVIN Professional Self-Healing Cutting Mats

Professional quality for all kinds of graphic arts, hobby, craft, shop, and industrial applications, these self-healing and reversible cutting mats are 3mm thick and extra durable. Made from unique composite vinyl material designed for both rotary blades and straight utility blades, they provide a long-lasting, non-glare, surface that can be cut and slashed constantly without showing marks or cutting lines. Can also be used as a desk blotter or general-purpose work mat. Printed grid pattern includes guide lines for 45° and 60° angles and 1/2" grid lines. Find the perfect center on any project with zero centering lines. All four edges are fully numbered and graduated with 1/8" hash marks that extend beyond the zero base line for convenience. Mat sizes 24" x 36" and above include internal horizontal and vertical graduated hash marks. Non-stick surface is impervious to abrasions and liquid spills.

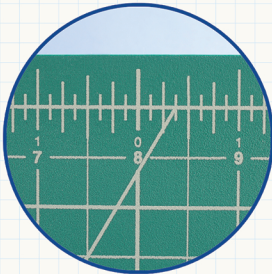


10
Sizes


Nº GBM0305	3½" x 5½"
Nº GBM0812	8½" x 11"
Nº GBM1218	12" x 18"
Nº GBM1824	18" x 24"
Nº GBM1836	18" x 36"
Nº GBM2436	24" x 36"
Nº GBM3042	30" x 42"
Nº GBM3648	36" x 48"
Nº GBM3672	36" x 72"
Nº GBM4896	48" x 96"

GBM Series Self-Healing Cutting Mat

Green on one side, black on the other, and both sides gridded.




Zero centering line

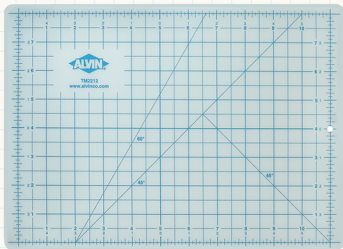


Five-ply Construction


A top layer of sealant protects the soft layer of vinyl that creates the cutting surface. A rigid middle layer of hard vinyl provides the self-sealing qualities. Two bottom layers offer the same cutting surface and create a no slip base.



Cutting Mats are reversible for twice the life




Ideal for use with light boxes




- Nº TM2212 8½" x 12"
- Nº TM2218 12" x 18"
- Nº TM2224 18" x 24"
- Nº TM2236 24" x 36"
- Nº TM2242 30" x 42"
- Nº TM2248 36" x 48"

TM Series Transparent Cutting Mat

Translucent with printed grid on one side only. Perfect for use with lightboxes or other see-through applications. Mat is a single layer of soft vinyl. Printed with grid on one side but both sides are functional.



Reversible



- Nº HM0812 8½" x 12"
- Nº HM1218 12" x 18"
- Nº HM1824 18" x 24"
- Nº HM2436 24" x 36"

HM Series Hobby Cutting Mat

Quality self-healing and reversible cutting mats, fully numbered and gridded on both sides (1/2", 1/8", 45°, and 60° angle lines). Made from a unique, 3-ply, long-lasting composite material with a non-glare surface. Designed for both rotary and straight utility blades, and will not dull blades. Find the perfect center on any project with zero centering lines.



Nº GM0668 Cutting Mat Kit

Kit features an Alvin GBM series cutting mat, and an art knife and spare blades. The cutting mat is 6" x 8½".




2
bonus
blades





Nº CUK-36 Premium Utility Knife

This premium-quality, all-purpose utility knife is constructed of metal on one side and durable plastic on the other. Features an easy-to-grip ergonomic design for added comfort and control and inside blade storage. Fully retractable blade with a locking mechanism that allows the blade to be locked at 9 lengths. Two blades included and blister-carded.

Alvin Cutting Mats have hundreds of uses.







N° 9893-1 White

N° 9893-2 Black


Spin-O-Tray

Rotating desktop receptacle is the ideal way to organize artist and craftsman tools. Holds pencils, pens, brushes, erasers, clips, and even oversize design markers. Rotates smoothly and quietly. Features sixty two storage spots and six mini trays. 10" w x 5" h.

8"



14"



N° NBC8

N° NBC14

Mesh Tool Case

Durable see-through vinyl cases with mesh webbing are perfect for storing and organizing pens, pencils, and other supplies. The 14" case is ideal for 12" triangular scales and rulers. Each has a generous 2" wide gusset and includes a nylon zipper. Colors packed out at random.

10
Sizes



Ideal for building class kits



Nº NB59	5" x 9"
Nº NB513	5" x 13"
Nº NB1013	10" x 13"
Nº NB1216	12" x 16"
Nº NB1313	13" x 13"
Nº NB1518	15" x 18"
Nº NB1621	16" x 21"
Nº NB1824	18" x 24"
Nº NB2026	20" x 26"
Nº NB2331	23" x 31"

Mesh Bags

Made from high quality see-through vinyl with mesh webbing to create a strong and functional kit bag. Bag features a $\frac{3}{4}$ " gusset and zippered top.



Nº SPM2026

Mesh Front Portfolio


Durable and lightweight, these soft sided portfolios are constructed of black water resistant nylon on the back and see-through vinyl with mesh webbing on the front. Features reinforced foam handle and detachable, adjustable shoulder strap. Portfolio is 26" x 20" x 1" deep sturdy.



Nº NBH1216	12" x 16"
Nº NBH2026	20" x 26"
Nº NBH2331	23" x 31"

Deluxe Mesh Bag

Ideal for draft kits, drawings, artwork, documents, and much more. Durable see-through vinyl is reinforced with mesh webbing for strength. Features zippered top, nylon carry handles and exterior pocket. $\frac{3}{4}$ " wide gusset.



Removable, adjustable
nylon shoulder strap



Lots of unique uses

- N° MT25-BL 25" Blue
- N° MT25-CL 25" Clear
- N° MT37-BL 37" Blue
- N° MT37-CL 37" Clear
- N° MT43-BL 43" Blue
- N° MT43-CL 43" Clear

Ice Tubes 2 3/4" I.D.

These unique transparent PVC mailing and storage tubes are designed for anything that can be rolled, including charts, maps, blueprints, and posters. One end cap is sealed closed and the other removable. Tubes are UV-protective, moisture proof, and have removable, adjustable shoulder straps. Shrink wrapped.

20
slots

N° WRF40 Wire Bin Roll File 4" x 4"

Twenty 4" x 4" openings make this heavy-duty storage bin an ideal organizer for rolled maps, plans, drawings, and tubes. The four swivel casters give it high mobility. Constructed of black plastic-coated heavy-gauge steel rods. Overall dimensions: 30"h x 22"w x 18"d. Assembly required.



12
slots

N° WRF55 Wire Bin Roll File 5 1/2" x 5 1/2"


Twelve 5 1/2" x 5 1/2" openings make this heavy-duty storage bin an ideal organizer for rolled maps, plans, drawings, and tubes. The four swivel casters give it high mobility. Constructed of black plastic-coated heavy-gauge steel rods. Overall dimensions: 30"h x 24"w x 18"d. Assembly required.



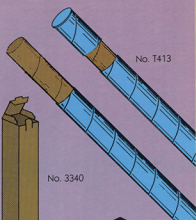
Returning this Fall 2022

Our popular Prestige line of portfolios is set to return with the most popular series from the line. The renewed line will be branded under the Alvin name.






tube mailers



From **ALVIN**
Completely Automatic
Never Needs Sharpening
Thin Lead (Lesser 200")



"DRAFTTECH" Technical Drawing Pen No. P395


From **ALVIN**



STAINLESS STEEL RULERS




12" TRIANGULAR DRAWING SCALES



MECHANICAL LEAD HOLDER PACK



Template-Designs



NEW "DART" LEAD POINTER with Pocket Clip No. 5000


From **ALVIN**



TRIANGLES AND ADJUSTABLE TRIANGLES




"EASY-PRINT" LETTERING GUIDE SET For Students and Professionals PERFECT LETTERING EVERY TIME Handy and Useful In Schools Home and Offices



DRAWING LEADS & REFILL PACKS



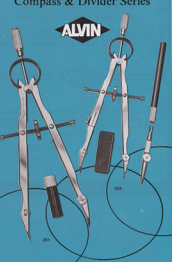
6" POCKET DRAWING SCALES



THE DRAFTING TOOL FOR EVERYONE



"THRIFTY" Compass & Divider Series



ALVIN

PRECISION STAINLESS STEEL PRODUCTS

DRAWING & DRAFTING BOARDS

ALVIN

ADJUSTABLE PROTRACTOR TRIANGLES



12" Triangular Drawing Scales



Prop 65 California

Proposition 65 requires the State of California to publish a list of chemicals known to cause cancer or birth defects or other reproductive harm. Manufacturers of products that contain any of the listed products, are required to label those products with the listed chemicals.

Below is a listing of products manufactured by / for Alvin Drafting that are labeled for the proposition 65 compliance.

494	GBM0305	R590-12
504	GBM0812	R590-15
604	GBM1218	R590-18
660	GBM1824	R590-24
1532	GBM1836	R590-36
1533	GBM2436	R590-6
2340	GBM3042	SB1516
2341	GBM3648	SB1819
2342	GBM4896	SB2326
108C	LB114	SB2838
108CB	LB116	SC66A
110C	LB118	SPM20
110CB	LX708K	SPM2026
120C	LX710K	SPM24
120CB	LX712K	SS3
505V	NB1013	SS34L
608K	NB1216	T40-12
669DZ	NB1518	T40-18
795B	NB1621	VP2326
929JS	NB1824	WRF40
A1044-12	NB2026	WRF55
A1044-16	NB2331	
A1044-24	NB513	
A1044-32	NB59	
A1044-40	NBC14	
A1500-12	NBC8	
A1500-15	PA305	
FC33	PA306	
FL04	PA308	
FL14	PHXN	



PO Box 4087
Logan, Utah 84323
877-228-3310
alvindrafting.com

Email Us:
order@alvindrafting.com

 @alvindrafting

 alvindrafting

Payment: Alvin accepts MC, Visa, Amex, Discover, Apple Pay, and Paypal.

Shipping: We offer shipping through USPS and Fed Ex. Rates are based on weight, size and destination. We ship to locations within the United States and U.S. territories, including Alaska, Hawaii, and Puerto Rico. When shipping to a PO Box only USPS is available. For international orders please contact us for a shipping quote and ETA.



Returns: We accept returns for up to thirty days (30) from the original date of purchase. If the product was purchased from an Alvin dealer, store or Online web store, the item must be returned to the original point of purchase. To return or exchange an item purchased directly from Alvin, please contact us for a return authorization number (RA#) and instructions on returning the item. No returns will be processed without an RA#.

Wholesale: To inquire about our wholesale programs, please contact: retailers@ascendantbrands.com

Alvin Warranty

All Alvin products are guaranteed to be free from defects in workmanship and materials under normal use and conditions for a period of 90 days from the date of original purchase from Alvin, unless otherwise indicated. The warranty is valid only if the product is used for the purpose for which it was designed or intended. Should service be required by reason of defect or malfunction during the warranty period, Alvin will repair, or at its discretion, replace the product without charge subject to verification of the defect or malfunction. Warranty does not apply to damage caused by a carrier during transportation.

Notice

Alvin reserves the right to correct price, quantity, photo, description, or other specification errors that may occur in the printing of this catalog. Prices subject to change or be corrected without notice. Images shown may be representative; actual products images may not be available at the time of printing. Please read descriptions to ensure correct purchases.

Alvin is proud to have manufacturing partnerships around the globe.



an **Ascendant** company

